














## What is *rpWeaver*?

rpWeaver is a simple and versatile collaboration tool. The purpose is to weave a work role into a life and vice versa, so that both parties are in **clear agreement** about their **mutual accountabilities**. Doing so leads to *better results for the organization's strategy or agenda, and better work experiences for a person.*

## A few examples of how you can utilize *rpWeaver*:

- ∞ To collaborate on the work role
- ∞ To define each party's accountabilities
- ∞ To instruct future expectations
- ∞ To prevent dangerous assumptions
- ∞ To achieve better organizational *AND* personal results/objectives
- ∞ To aid with onboarding

**Opening rpWeaver:** From your rpPaq dashboard, you can access a rpWeaver console *for every relationship in your dashboard.*  
*All icons will open a Weaver console with that person (in a new tab/window).*

ports				
Person's Name	rpCamera	QR	rpMat	Weaver
<b>Ava Branton</b> <a href="#">Edit Relationship</a>				
<b>Linden Barrantine</b> <a href="#">Edit Relationship</a>				
<b>Jason Goss</b> <a href="#">Edit Relationship</a>				

**Icons Key:**



**Ready to begin.** Create a new proposal.



**Proposal(s)** ready for review.



**In Agreement.** No outstanding proposals.

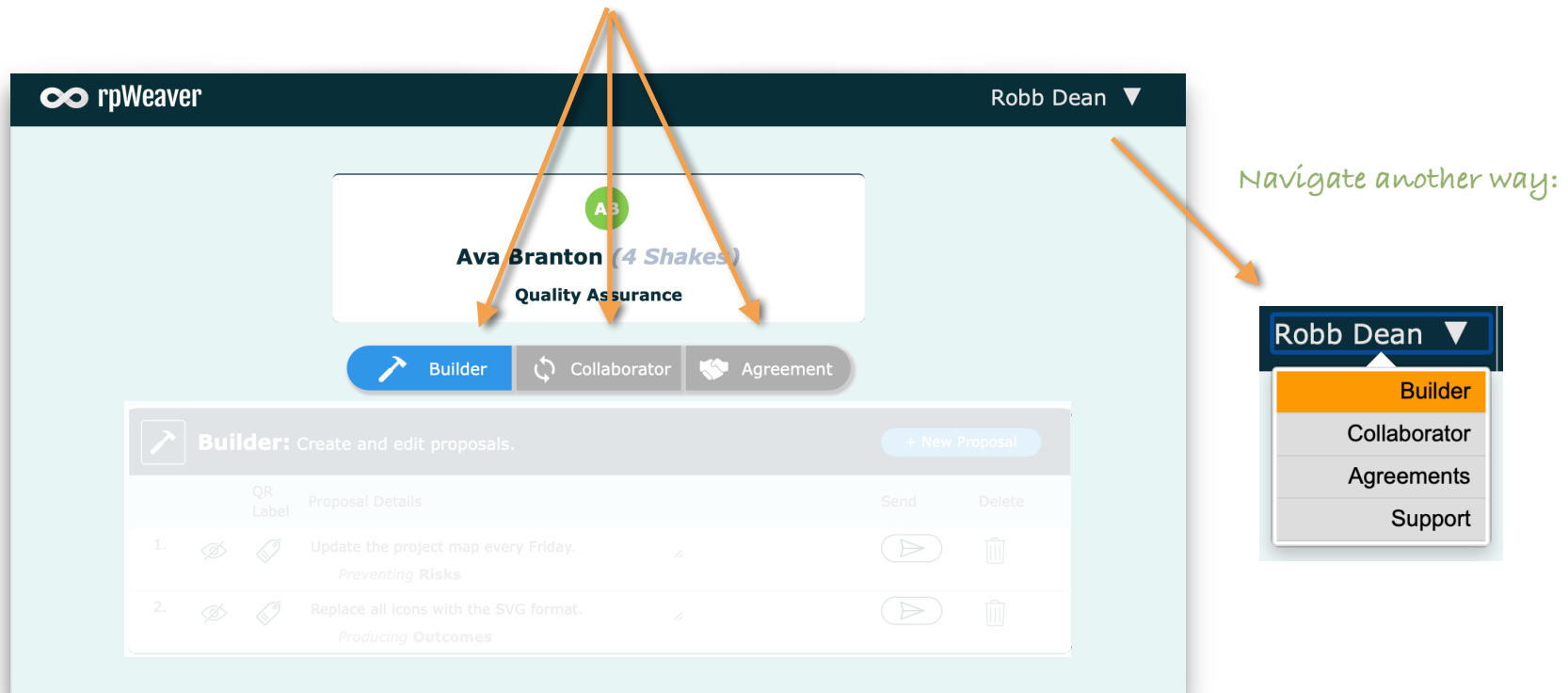
*Clicking opens a new console (window) for that person...*

## rpWeaver Overview

**rpWeaver** is comprised of 3 basic components:



*You can freely navigate between all 3, as needed.*



## 1. Builder: Create and edit proposals

This is where each party enters their **itemized** proposals which they desire to be a part of the Agreement.  
*This includes any specific perspectives, needs, aversions, ideas, accountabilities, requirements, etc.*

The screenshot shows the 'Builder' tab in the rpWeaver interface. At the top, there are three tabs: 'Builder' (active), 'Collaborator', and 'Agreement'. Below the tabs is a dark header bar with a hammer icon, the text 'Builder: Create and edit proposals.', and a '+ New Proposal' button. The main area displays a table of proposals.

**Annotations:**

- Not visible- Items in the Builder are only visible to you, by default.** (Points to the eye icon in the first proposal row)
- Optional QR Labels** (Points to the QR icon in the first proposal row)
- Add a New Proposal** (Points to the '+ New Proposal' button)
- Send to Collaborator** (Points to the 'Send' button in the first proposal row)

**Proposal Table:**

	QR Label	Proposal Details	Send	Delete
1.		Update the project map every Friday. <i>Preventing Risks</i>		
2.		Replace all icons with the SVG format. <i>Producing Outcomes</i>		

**Left Sidebar (Optional QR Labels):**

- Organizational
- Producing Outcomes
- Conserving Resources
- Preventing Risk
- Personal
- Functional Satisfaction
- Social Satisfaction**
- Life Effects Satisfaction
- Flow

**Send To Collaborator Dialog:**
















**Send To Collaborator**

Send to the Collaborator and notify MG?  
 (the other party will receive an email and an alert icon in their rpDashboard.)

Buttons: Cancel, Send

## 2. Collaborator: Active proposals

All proposals from both parties are combined and displayed for review. Initials indicate who submitted the proposal.  
Set the status to agree, reject or request more info/dialog.

			Builder	Collaborator	Agreement
			Collaborator: Active proposals		
Proposal Details			Shake	No Shake	Need more info/dialog
1.	RD	Create weekly QA Reports			
2.	JG	Telecommuting option every other Friday			
3.	JG	Yearly training conference			
4.	JG	New projection machine for presentations			
5.	RD	Monthly check-ins with all Vendors			

**WHO** submitted the proposal.



**"Shake"** ... indicating a "yes" or positive response to that item




**"No Shake"** ... indicating a "no" or negative response to that item



**"Need more info/dialog"** ... indicating that you seek to learn more about this item

### 3. Agreements




All active Agreements are displayed and steps archived for both parties' reference.


Robb Dean ▼

AB









**Ava Branton (4 Shakes)**


Quality Assurance

 Builder  Collaborator  Agreement

 **Agreements**

Agreement Details

1.		Meeting project deadlines		4/22/2020
2.		Sponsorship of online Project Management course		4/22/2020
3.		Writing and reviewing testing plans		4/22/2020
4.		Meet weekly to review my progress reports		4/23/2020

 **History (read only)**

On 06/22/2020 Ava Branton **added** "Support and hardware for remote work." to the collaborator

On 06/22/2020 Ava Branton marked Support and hardware for remote work." for editing

On 06/22/2020 Robb Dean marked "Support and hardware for remote work." as **no-shake**




On 06/18/2020 Robb Dean **shook** on "Support and hardware for remote work."

On 06/16/2020 Ava Branton **added** "Opportunities to work directly with end-users." to the collaborator

On 06/16/2020 Robb Dean marked "Opportunities to work directly with end-users." as **needing more dialog**

On 06/16/2020 Ava Branton **added** "Support and hardware for remote work " to the collaborator

Make Changes?

Delete Edit Cancel

## Notifications & eMails

*New Proposal, Accepted, Need Info, Rejected*

